

**oelheld**<sup>®</sup>  
innovative fluid technology

Cleaning of the machine

# Cleaning of the machine

## Filtration cartridge replacement / Machine cleaning




New cartridges



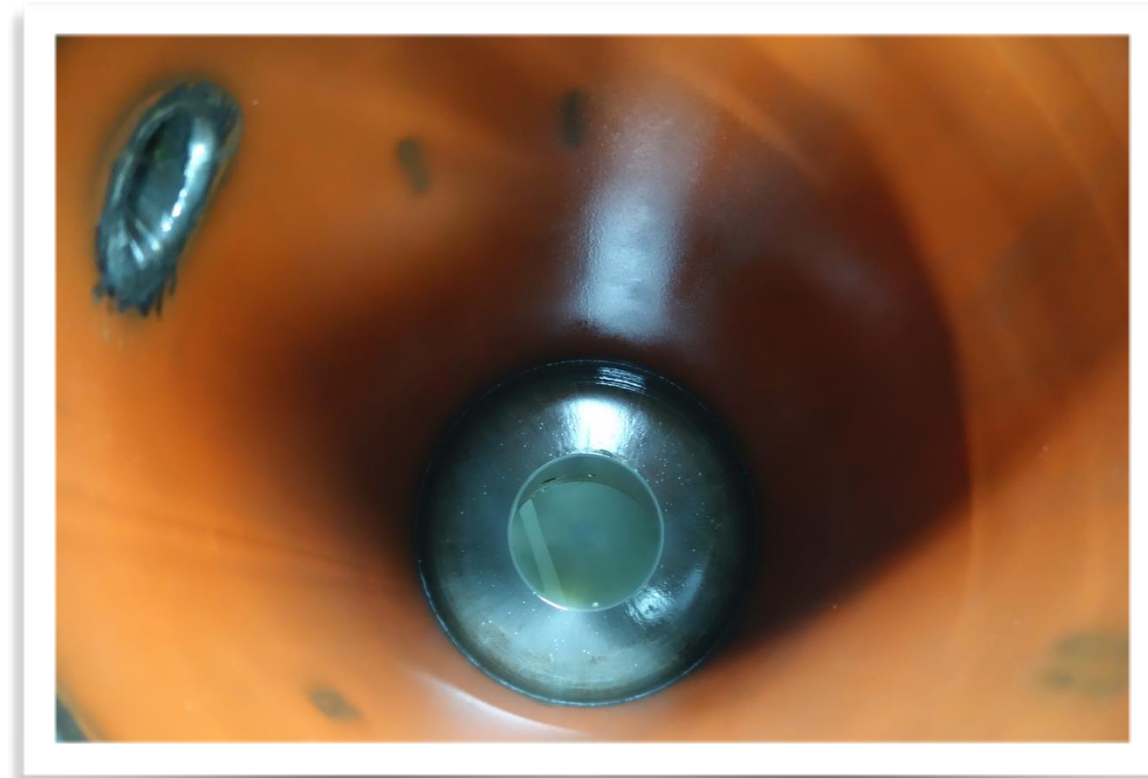
Cartridge tank filled with oil

# Cleaning of the machine

## Filtration cartridge replacement / Machine cleaning





Empty cartridge tank




Leftover oil

# Cleaning of the machine

## Filtration cartridge replacement / Machine cleaning





Shovel everything out!



# Cleaning of the machine

## Filtration cartridge replacement / Machine cleaning



Dry the tank!

# Cleaning of the machine

## Filtration cartridge replacement / Machine cleaning




Dry the tank!




# Cleaning of the machine

## Filtration cartridge replacement





Cartridges replacement



Cartridge set installation

# Cleaning of the machine

## Machine cleaning / flushing



Prepare suction pump  
Prepare 20-40L of new grinding oil

Start circulation

Flush the machine




# Cleaning of the machine


## Machine cleaning / flushing



Oil gradually gets dirty



Clean the machine with clean cloth



**MISSION  
ACCOMPLISHED!**



**Thank you for your attention!**

oelheld GmbH  
Ulmer Strasse 133 – 139  
70188 Stuttgart – Germany  
Tel.: +49 711 16863-0  
[hutec@oelheld.de](mailto:hutec@oelheld.de)  
[www.oelheld.de](http://www.oelheld.de)